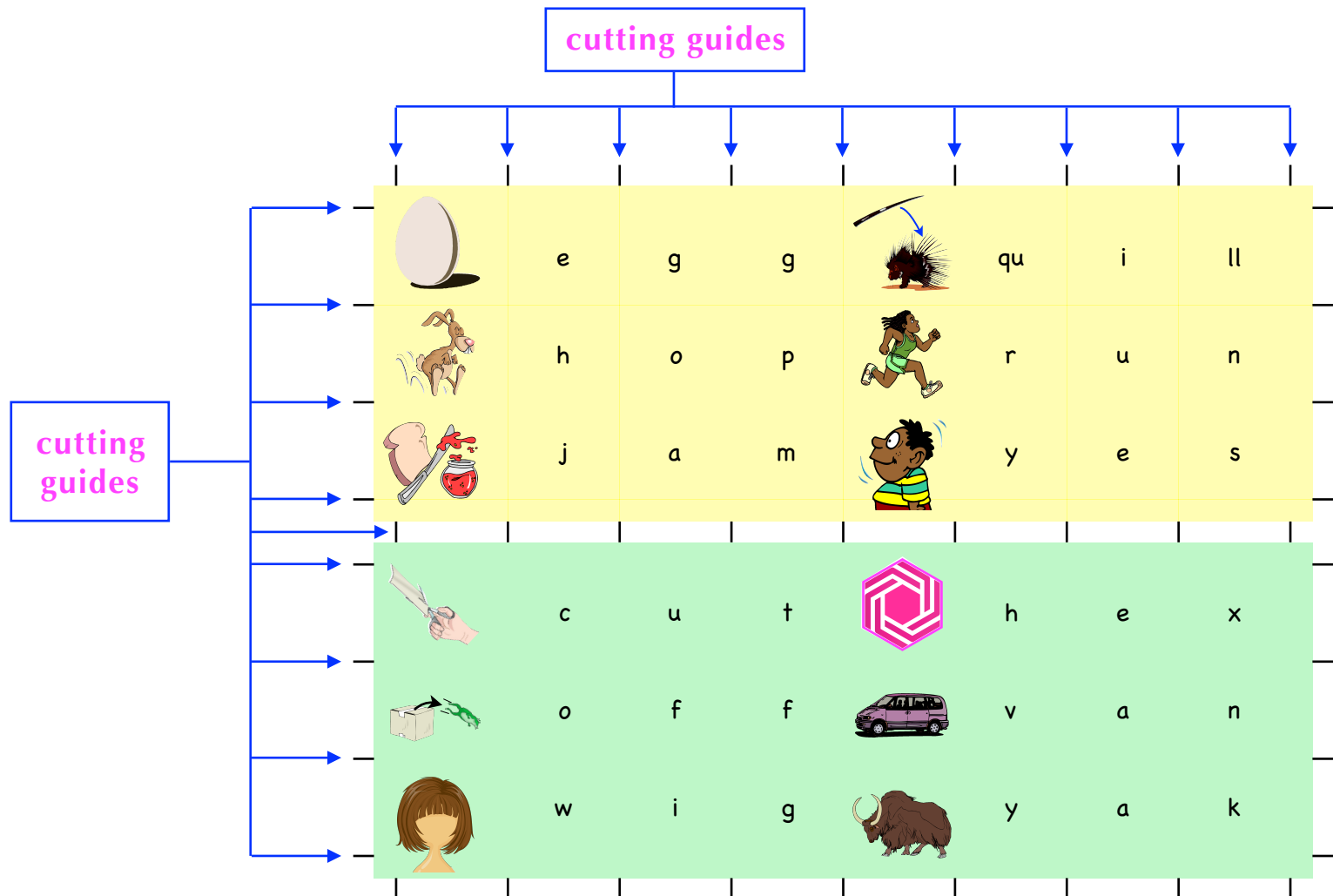



PRINTING AND CUTTING INSTRUCTIONS

This PDF contains printable pages for making tiles for an activity called ... **Spelling Sets**.

I recommend printing each page on sticky-back paper, then adhering the paper to a thick, stiff paper such as card board, before cutting. This makes the game tiles a little more durable, making them longer-lasting. It also gives them a little heft, making them easier to handle.

To cut the tiles,
simply follow
the small black
cutting guides.






e

g

g



qu

i

ll



h

o

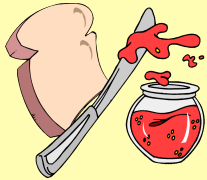
p



r

u

n



j

a


m



y

e

s



c

u

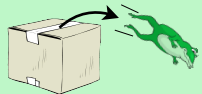
t



h

e

x



o

f

f



v

a

n



w

i

g



y

a

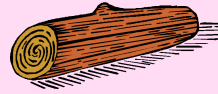
k



a

s


k



l

o

g



b

u

d



qu

i


z



g

e


m



v

e

t



b

o

x



j

u

g



c

a


p



r

e

d



f

e


z




w

i

n



m o r n i n g



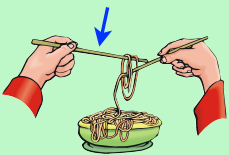
c r a y f i s h



c i r c l e




h u n g r y



c h o p s t i c k




b r o t h e r s



t i c k l e



o y s t e r s




p i n g p o n g



a n g r y



c h i r



s h a r




y

a r m y




p

t o r c h



k

s h o r t



ie

t

ee

s

sh

r

p



g

ee

n



s



ie



th



ee



t



ir



n



l



f



oe


J

's

oe

t

s



l

b

ue

ue

l

g



ar

b

c

b

ue

e



m

l

i

k

sh

d

k

e



a

a

a

a

p

c

c


n

e

n

y

e



k

r

b

o

n

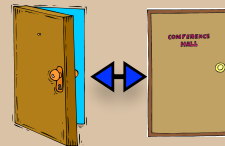
e

e

n

o

c



d

e

s

o

l

n

e



c

p

o

f

e

v


i

d

e

c

i



ee

k

h

s

e

d

i

n

d

a



er

u

t

m

p

o

c



b

u

e

c

c

i

e



e

t

n

d


s

u

t



日本語



e

e

e

c

n

i

t

a

a

J

p

n

d

p

s

th

e

e

s

e

e



p

oa

s



m

ang

r

a

oo

k

c

ck

u

o

oa

r

ch

m

oo

sh

r